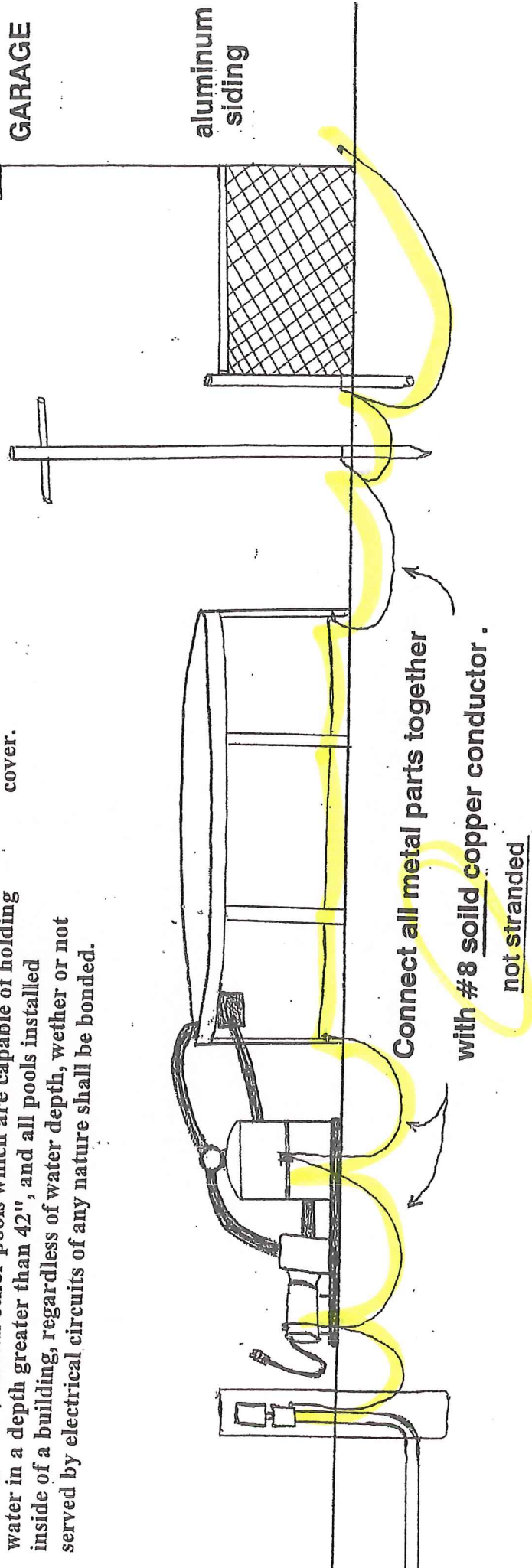


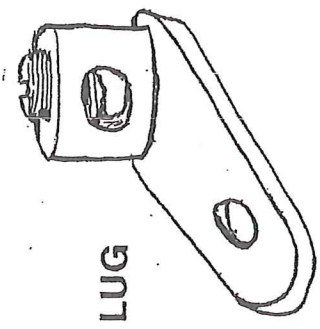
**Bond all metal parts that are within five feet of the pool.**

All pools which are constructed in the ground or partially in the ground, and all other pools which are capable of holding water in a depth greater than 42", and all pools installed inside of a building, regardless of water depth, wether or not served by electrical circuits of any nature shall be bonded.

Do not bond double insulated pool motors/pumps which are double insulated and have a nonmetallic cover.



Bond to the structural reinforcing steel. The steel must be continuous around the pool by welding or bolting. If not continuous, bond to each metallic section.



Use stainless steel, brass, copper, or copper alloy, lugs and hardware.

600-19 PERMANENT SWIMMING POOL WIRING  
TOP ACCESS, 1999 NEC

EMT conduit allowed on buildings and conduit or optional wiring types allowed inside buildings.

note: Most existing garage wiring is not acceptable for pool wiring.

20 amp circuit for pool motor G.F.C.I. protected 15 or 20 amp general-purpose circuit for other outlet. G.F.C.I. protected.

A receptacle outlet which is G.F.C.I. protected and part of a general-purpose circuit shall be installed at least 10' and not more than 20' from the pool.

← minimum 10' and maximum 20' from pool →  
← minimum 5' from pool →

20 AMP A/C ONLY SWITCH WITH WEATHERPROOF COVER.

WEATHERPROOF SPLICE BOX

RIGID METAL CONDUIT 6" of cover  
INTERMEDIATE METAL CONDUIT 6" cover  
ELECTRICAL P.V.C. CONDUIT 18" cover  
UNDER DRIVEWAYS CONDUIT 18" cover  
DO NOT USE THINWALL-TYPE E.M.T. CONDUIT!

USE THREE #12 conductors  
type: TW, THW, THWN OR XHHW  
1 GREEN 1 WHITE 1 BLACK  
individual wires in conduit  
DO NOT USE MULTICONDUCTOR CABLES!

#12 Copper Three Wire Cord  
Type SJ, SJE, SJO, SO, etc.  
NOT OVER 3 FEET LONG!!!!  
TWIST LOCK TYPE

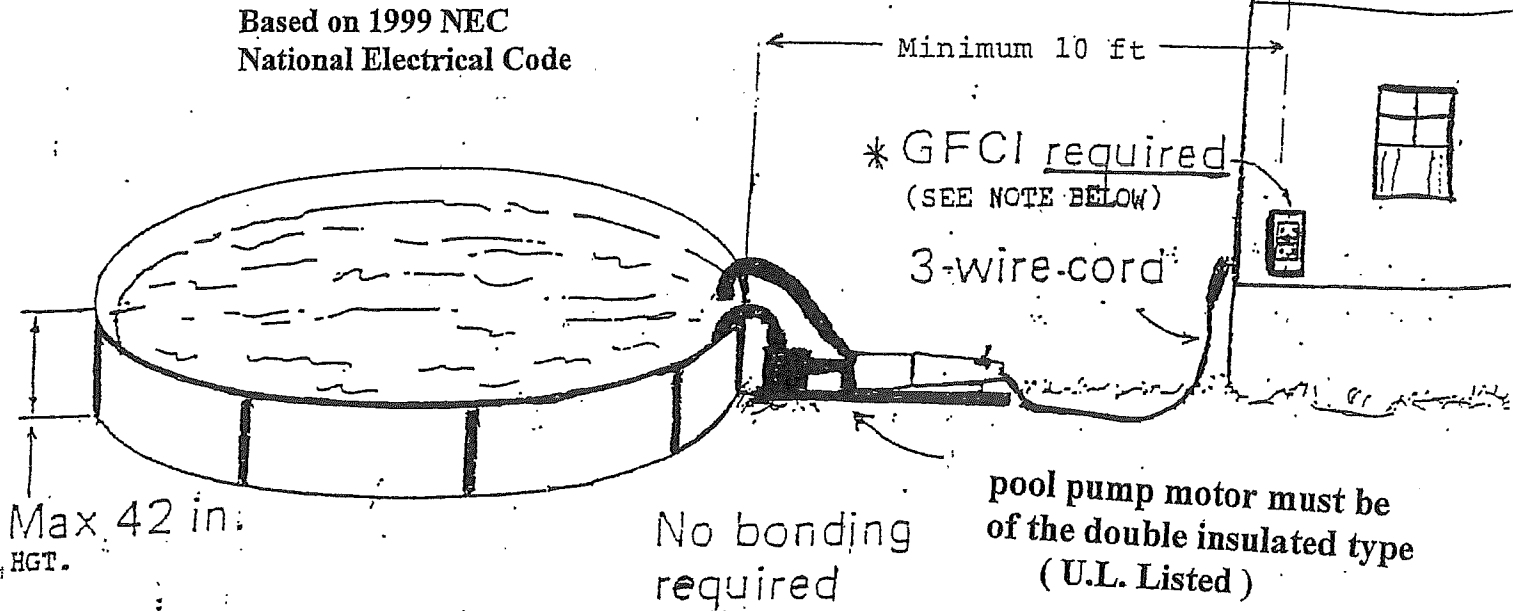
20 AMP TWIST LOCK RECEPTACLE AND CAP  
G.F.C.I. PROTECTED WITH COVER WHICH IS  
RAINTIGHT WHILE IN USE.

SECURE BOXES TO A SUBSTANTIAL STRUCTURE  
OR USE TWO RIGID or INTERMEDIATE METAL CONDUITS

\* U.L. LISTED SWIMMING POOL PUMP MOTOR  
FOR PERMANENT POOLS.  
DO NOT USE A MOTOR LISTED FOR STORABLE POOLS !!!

Must also comply with bonding requirements on next page

**Storable Swimming or Wading Pool.** Those that are constructed on or above the ground and are capable of holding water to a maximum depth of 42 in. (1.07 m), or a pool with nonmetallic, molded polymeric walls or inflatable fabric walls regardless of dimension.



**STORABLE POOLS ONLY.** The type of pump suitable for use with storable pools has a 25-foot flexible cord and attachment plug. It is marked:

"This Pump is for Use with Storable Pools Only. - DO NOT USE with Permanently Installed Pools. A storable pool is constructed so that it may be readily disassembled for storage and reassembled to its original integrity. A permanently installed pool is constructed in or on the ground or in a building such that it cannot be readily disassembled for storage." Cords may **NOT** be shortened nor shall attachment caps be changed to a different type. If a listed double insulated pump motor comes with a shorter cord, the assembly must be located so that the cord will reach an electrical outlet at least ten feet from the pool.

**LISTING MARK.** The UL Listing Mark for these products accompanies the product name "Underwater Lighting Fixture for Above Ground Storable Swimming Pool."

**DOUBLE INSULATION.** Pumps with a minimum 25-foot supply cord are double insulated and have inaccessible metal parts grounded with the equipment grounding conductor terminated at the attachment plug. These pumps do not have a bonding connector.

**GFCI.** These units are intended for connection to circuits protected by ground fault circuit interrupts and are marked, "WARNING - Risk of electric shock. Connect only to a grounding type receptacle protected by a ground fault circuit interrupter (GFCI)."

\*Note: Outlet Will Require a Raintite While In Use Cover.  
Distance from pool to receptacle shall be at least 10 Ft.

